

الجامعة الإسلامية العالمية ماليزيا  
INTERNATIONAL ISLAMIC UNIVERSITY MALAYSIA  
يُونِيسْتِي اِسْلَامْ اِنْتَارَا بَحْسَا مِلْدَسِيَا  
*Garden of Knowledge and Virtue*


---

# ACCESSING HURIS ADMINISTRATION VIA DESKTOP CLIENT

---

HR IT UNIT, MANAGEMENT SERVICES DIVISION

# Summary of Work



Download HURIS  
DESKTOP CLIENT



Install JAVA RUNTIME  
ENVIRONMENT

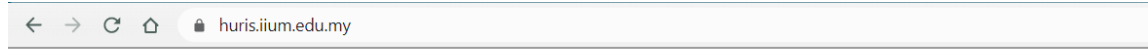



Setup JAVA in Control  
Panel



Run HURIS DESKTOP  
CLIENT

# Download HURIS Desktop Client



- Download the software at <http://huris.iium.edu.my>


## MENU FOR IIUM STAFF/HR LIAISONS

SELF-SERVICE	ADMINISTRATION FOR HR LIAISONS	OTHERS
<ul style="list-style-type: none"><li>• <a href="#">HURIS Online</a></li><li>• <a href="#">HURIS Online - User without IIUM Email</a></li><li>• <a href="#">Recruitment Online</a></li><li>• <a href="#">APAR Online</a></li><li>• <a href="#">APAR Online v2</a></li><li>• <a href="#">Asset Declaration Online</a></li></ul>	<ul style="list-style-type: none"><li>• <a href="#">HURIS Administration</a></li><li>• <a href="#">iRecruit</a></li><li>• <a href="#">iRecruit - User without IIUM Email</a></li><li>• <a href="#">APAR for Liaison Officer</a></li></ul>	<ul style="list-style-type: none"><li>• <a href="#">IIUM Website</a></li><li>• <a href="#">MSD Website</a></li></ul>

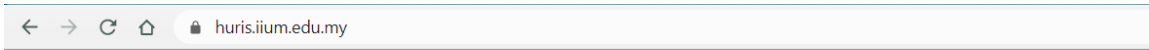
Download : Please download the software below in order to use administration system

[Java Runtime Environment \(Latest Version\)](#) | [Get Acrobat Reader](#) | [HURIS ADMINISTRATION - Desktop Client](#)

- Save at desktop
- Locate the desktop client at the save location



# Install JAVA Runtime Environment



الجامعة الإسلامية العالمية ماليزيا  
INTERNATIONAL ISLAMIC UNIVERSITY MALAYSIA  
يونس برينديني إسلاماً انتاباً نجساً ملديسياً

## MENU FOR IIUM STAFF/HR LIAISONS

### SELF-SERVICE

- [HURIS Online](#)
- [HURIS Online - User without IIUM Email](#)
- [Recruitment Online](#)
- [APAR Online](#)
- [APAR Online v2](#)
- [Asset Declaration Online](#)

### ADMINISTRATION FOR HR LIAISONS

- [HURIS Administration](#)
- [iRecruit](#)
- [iRecruit - User without IIUM Email](#)
- [APAR for Liaison Officer](#)

### OTHERS

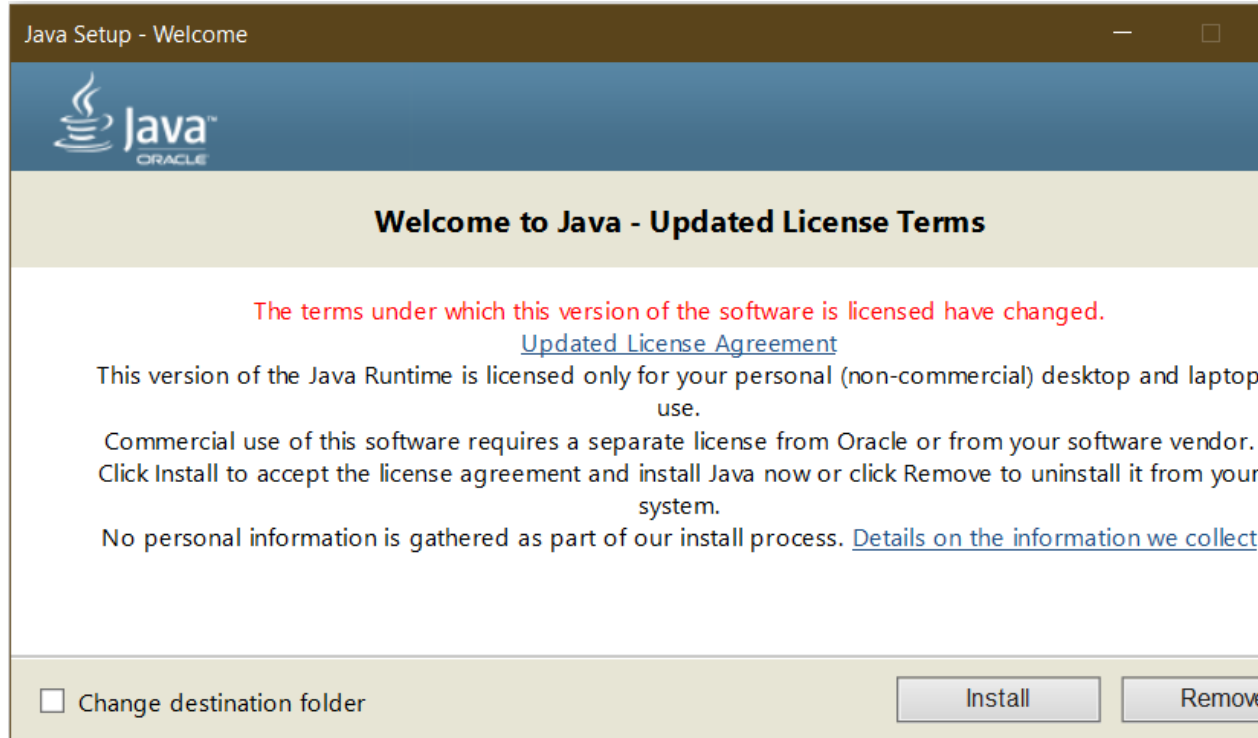
- [IIUM Website](#)
- [MSD Website](#)

**Download :** Please download the software below in order to use administration system

[Java Runtime Environment \(Latest Version\)](#) | [Get Acrobat Reader](#) | [HURIS ADMINISTRATION - Desktop Client](#)

- Download the software at <http://huris.iium.edu.my>
- Run and install the software.

# Install JAVA Runtime Environment

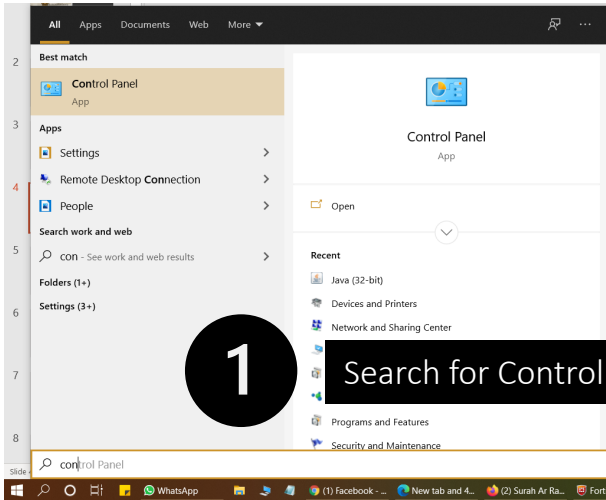


- Uninstall old JAVA version (if available)
- and install the latest JAVA version

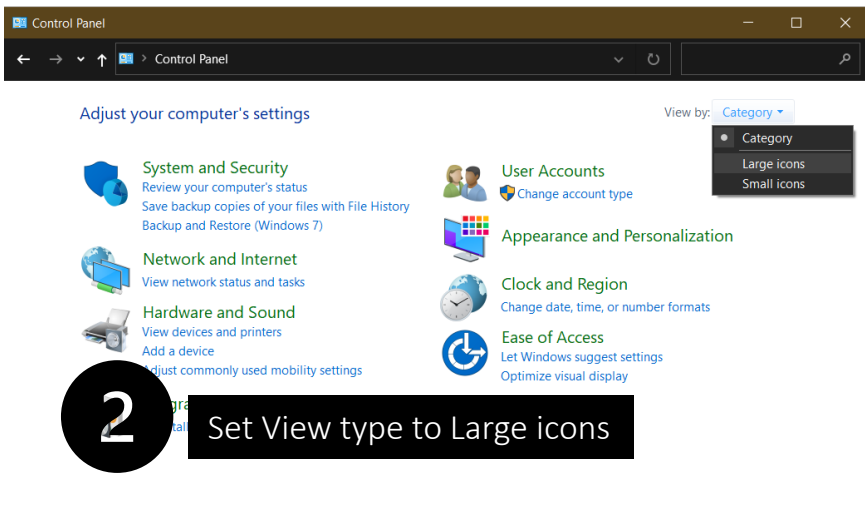


Support Windows 10. Please upgrade your OS

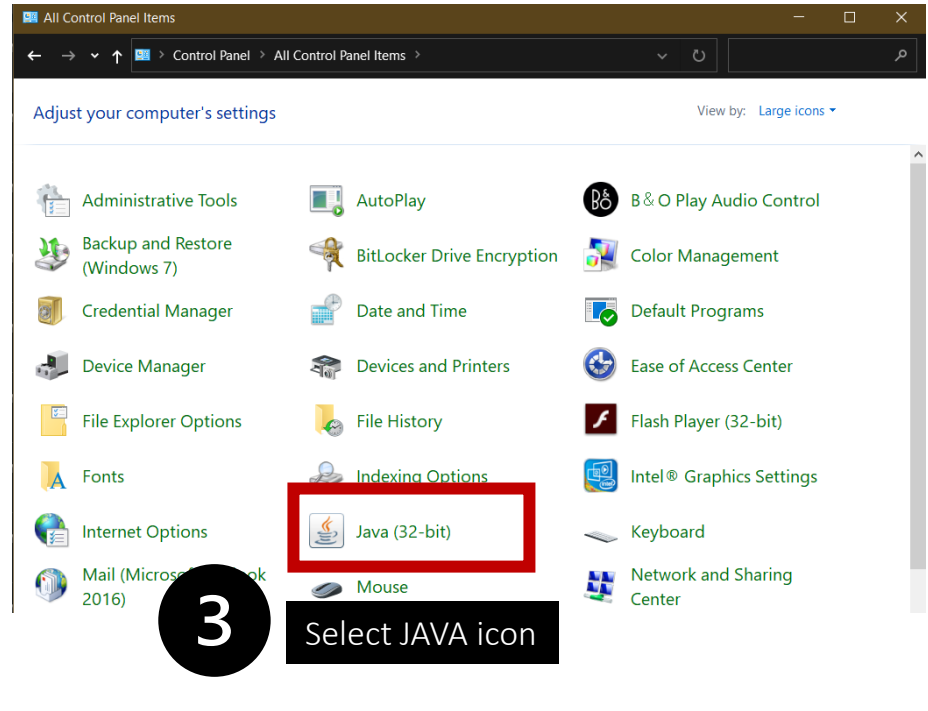
# Setup JAVA in Control Panel



1 Search for Control Panel



2 Set View type to Large icons

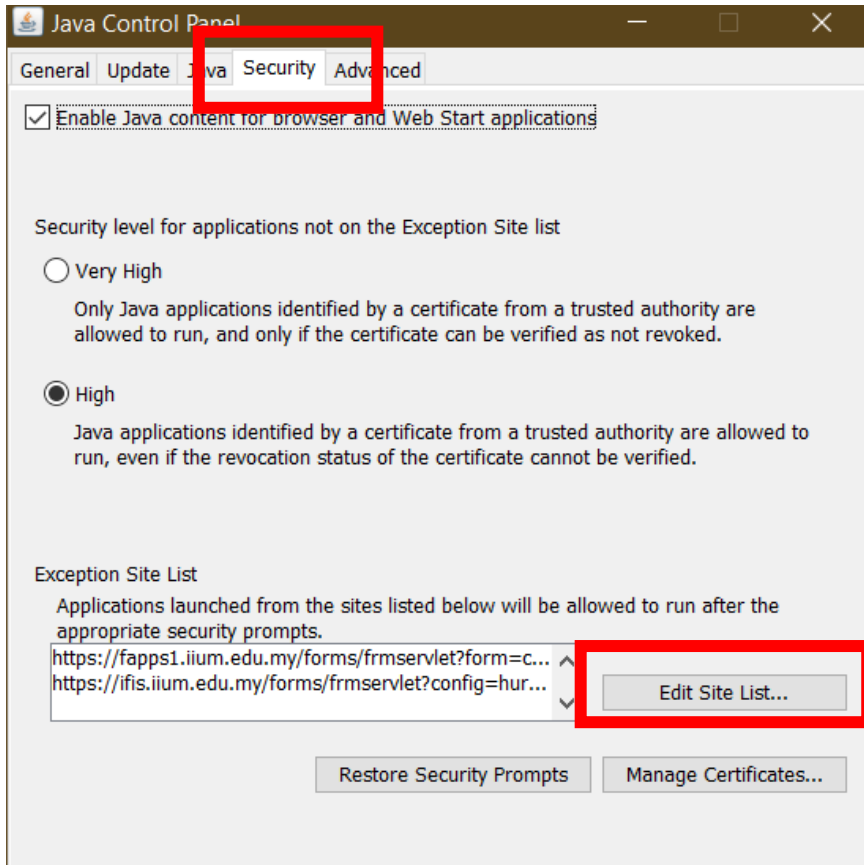


3 Select JAVA icon

# Setup JAVA in Control Panel



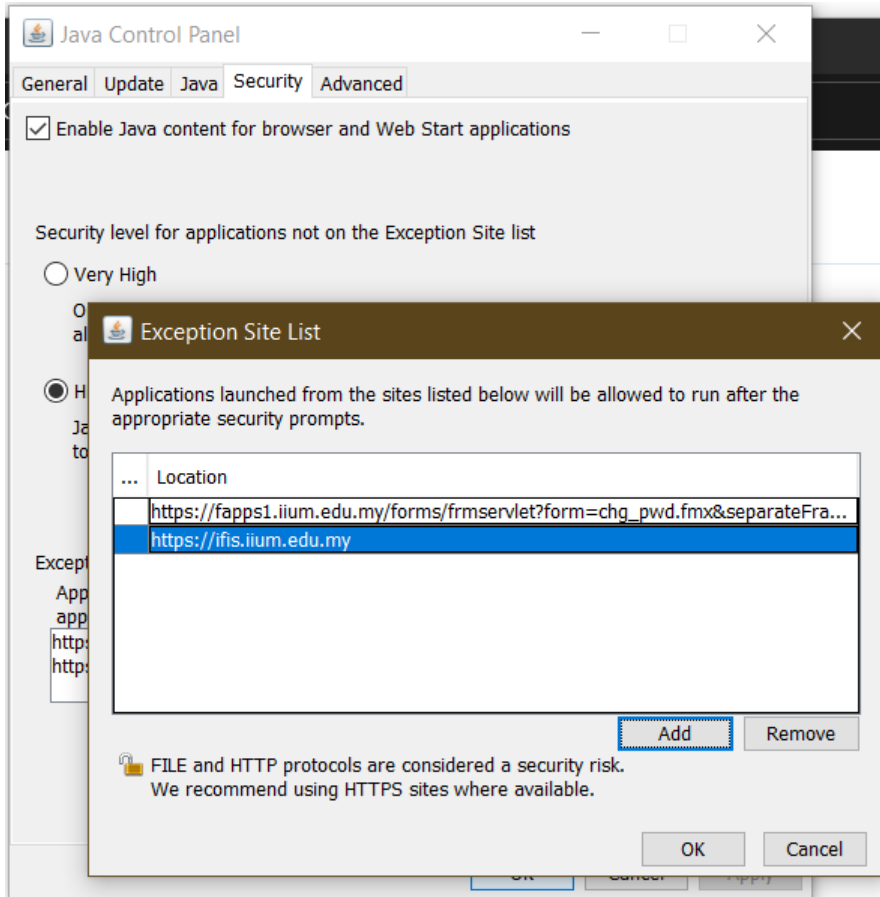
- Navigate to Security Tab
- Click Edit Site List



# Setup JAVA in Control Panel



- Click Add button
- Click Edit Site List
- Insert the URL for as below :  
<https://ifis.iium.edu.my>
- Click OK and close JAVA Control Panel

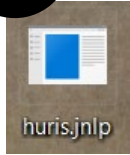




# Run HURIS Desktop Client



1

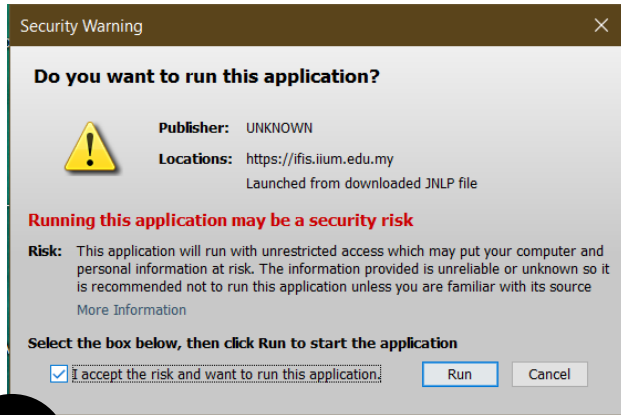


- Locate the desktop client at the saved location.
- Run the client.

2



- Java desktop client loading....



3

- Accept the risk



4

- HURIS Admin Desktop client loaded.

SUPPORT  
SUPPORT  
SUPPORT  
SUPPORT  
SUPPORT

# — FOR SUPPORT

Technical Support

Email : [msd\\_it@iium.edu.my](mailto:msd_it@iium.edu.my)

S

*Prepared by : Tengku Zemy Azmira T Aziz  
30<sup>th</sup> October 2020*